

Help

If you'd like more information on Call Minder, call the helpdesk on **Freefone 0800 077 771** Monday to Saturday, 8am to 8pm

◀ Pocket guide

Tear off your pocket guide and keep it with you



Offices worldwide

The telecommunications services described in this publication are subject to availability and may be modified from time to time. Services and equipment are provided subject to British Telecommunications plc's respective standard conditions of contract. Nothing in this publication forms part of any contract.

© British Telecommunications plc 1999.
Registered office: 81 Newgate Street, London EC1A 7AJ.
Registered in England No. 1800000.
Produced by BT Consumer Division Marketing.
Designed by Information Design Unit Ltd.

PHME 35439 10/99

Printed on paper which meets international environmental standards.

Issue 4

Never miss another call

1
Your guide to
Call Minder
Call Minder Plus
Call Minder Premier

2
Including
FeatureLine and
FeatureNet Embark

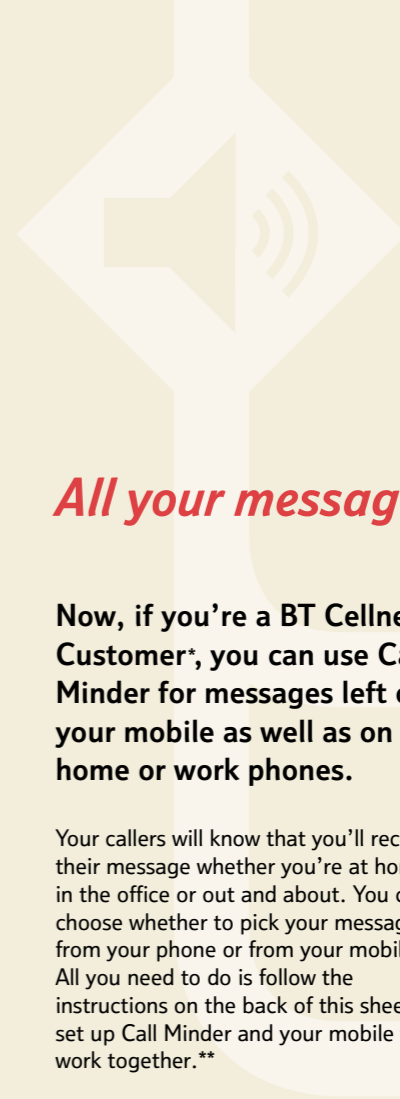
All your messages in one place

1
Now, if you're a BT Cellnet Customer*, you can use Call Minder for messages left on your mobile as well as on your home or work phones.

Your callers will know that you'll receive their message whether you're at home, in the office or out and about. You can choose whether to pick your messages up from your phone or from your mobile. All you need to do is follow the instructions on the back of this sheet to set up Call Minder and your mobile to work together.**

* Available on digital mobiles only – not analogue

**If you use 1571 from your mobile, calls will be charged at your standard mobile calling plan rate



Help

If you'd like more information on Call Minder, call the helpdesk on **Freefone 0800 077 771** Monday to Saturday, 8am to 8pm

FeatureLine and FeatureNet Embark

See page 31 of your guide to Call Minder

▶ Pocket guide

Tear off your pocket guide and keep it with you

Telling Call Minder about your mobile

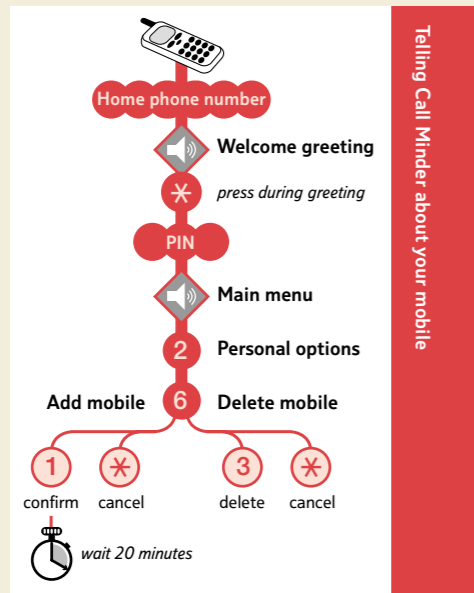
You need to call your home phone number from your mobile to do this.

If you delete a mobile, you'll need to hang up and dial again before you can add another mobile.

It takes about 20 minutes for your mobile and Call Minder to set up.

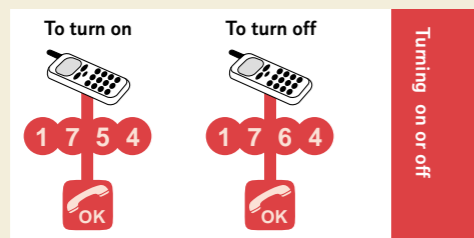
Call Minder Plus and Premier users

If you are using extension mailboxes, you will need to choose the mailbox you want.



Turning Call Minder on or off for your mobile

You need to call from your mobile phone to do this. This will set or cancel Call Minder for your mobile.



Checking if you have any messages

This works in the normal way, by dialling 1571 on your mobile or home phone. If you use your mobile overseas, you can use Call Minder by following the instructions for calling from another phone.

At home, you'll hear the stuttered dial tone when you pick up the handset.

On your mobile, Call Minder will send you a voice alert, or if it can't get through it will send you a text message.

Inside your guide

Call Minder

instructions for Call Minder start on page 4

features

- take a message when you're on the phone as well as when you don't answer
- choose your own PIN
- record your own greeting message

Call Minder Plus

instructions for Call Minder Plus start on page 8

all the features of Call Minder, and

- + use different message boxes for different people
- + pause and skip your messages as you play them back

Call Minder Premier

instructions for Call Minder Premier start on page 16

all the features of Call Minder Plus, and

- + take fax messages too
- + record a special greeting for when you're going to be away
- + choose whether or not you want to take messages

FeatureLine and FeatureNet Embark

These instructions are only for people who are using Call Minder with FeatureLine and FeatureNet Embark

Using Call Minder

The Call Minder number is different with FeatureLine and FeatureNet Embark.

Dial **9 1 5 7 5 7 1**

Setting Call Minder up if you are not in a hunt group

To take all your calls

Call Minder will answer all your calls and your phone won't ring.

Switching on ***21*9 1 5 7 5 7 2#**

Switching off **#21#**

To take calls when your phone is engaged

Call Minder will answer your calls only when your phone is engaged. If you're not engaged when someone calls, the call will come straight through to you.

Switching on ***67*9 1 5 7 5 7 3#**

Switching off **#67#**

To take calls when you don't answer

Call Minder will answer your calls only when you don't answer. If you're engaged when someone tries to call you, they won't be able to leave you a message.

You can choose how quickly Call Minder answers calls.

Switching on ***61*9 1 5 7 5 7 2#**

Switching off **#61#**

Setting Call Minder up if you are in a hunt group

Everyone in the hunt group will share the same message box and settings.

The first person to pick up their phone after a message is left will hear the Call Minder tone.

To take all your calls

Call Minder will answer all your calls and your phone won't ring.

Switching on ***121*9 1 5 7 5 7 2#**

Switching off **#121#**

To take calls when your phone is engaged*

Call Minder will answer your calls only when your phone is engaged. If you're not engaged when someone calls, the call will come straight through to you.

Switching on ***161*9 1 5 7 5 7 3#**

Switching off **#161#**

To take calls when you don't answer*

Call Minder will answer your calls only when you don't answer. If you're engaged when someone tries to call you, they won't be able to leave you a message.

You can choose how quickly Call Minder answers calls.

Switching on ***167*9 1 5 7 5 7 2#**

Switching off **#167#**

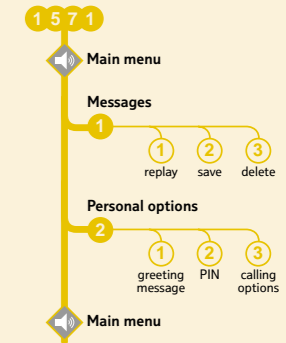
To take calls when your phone is engaged and when you don't answer*

Call Minder will answer your calls when your phone is engaged or when you don't answer.

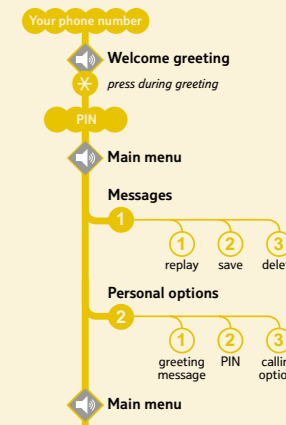
Switching on ***166*9 1 5 7 5 7 3#**

Switching off **#166#**

Calling from your own phone



Calling from another phone



Pocket guide

Tear off your pocket guide and keep it with you